

Observation of Direct CP Violation in $B^0 \rightarrow K^+ \pi^-$ Decays

B. Aubert,¹ R. Barate,¹ D. Boutigny,¹ F. Couderc,¹ J.-M. Gaillard,¹ A. Hicheur,¹ Y. Karyotakis,¹ J. P. Lees,¹
 V. Tisserand,¹ A. Zghiche,¹ A. Palano,² A. Pompili,² J. C. Chen,³ N. D. Qi,³ G. Rong,³ P. Wang,³ Y. S. Zhu,³
 G. Eigen,⁴ I. Ofte,⁴ B. Stugu,⁴ G. S. Abrams,⁵ A. W. Borgland,⁵ A. B. Breon,⁵ D. N. Brown,⁵ J. Button-Shafer,⁵
 R. N. Cahn,⁵ E. Charles,⁵ C. T. Day,⁵ M. S. Gill,⁵ A. V. Gritsan,⁵ Y. Groyzman,⁵ R. G. Jacobsen,⁵ R. W. Kadel,⁵
 J. Kadyk,⁵ L. T. Kerth,⁵ Yu. G. Kolomensky,⁵ G. Kukartsev,⁵ G. Lynch,⁵ L. M. Mir,⁵ P. J. Oddone,⁵
 T. J. Orimoto,⁵ M. Pripstein,⁵ N. A. Roe,⁵ M. T. Ronan,⁵ V. G. Shelkov,⁵ W. A. Wenzel,⁵ M. Barrett,⁶
 K. E. Ford,⁶ T. J. Harrison,⁶ A. J. Hart,⁶ C. M. Hawkes,⁶ S. E. Morgan,⁶ A. T. Watson,⁶ M. Fritsch,⁷ K. Goetzen,⁷
 T. Held,⁷ H. Koch,⁷ B. Lewandowski,⁷ M. Pelizaeus,⁷ M. Steinke,⁷ J. T. Boyd,⁸ N. Chevalier,⁸ W. N. Cottingham,⁸
 M. P. Kelly,⁸ T. E. Latham,⁸ F. F. Wilson,⁸ T. Cuhadar-Donszelmann,⁹ C. Hearty,⁹ N. S. Knecht,⁹ T. S. Mattison,⁹
 J. A. McKenna,⁹ D. Thiessen,⁹ A. Khan,¹⁰ P. Kyberd,¹⁰ L. Teodorescu,¹⁰ A. E. Blinov,¹¹ V. E. Blinov,¹¹
 V. P. Druzhinin,¹¹ V. B. Golubev,¹¹ V. N. Ivanchenko,¹¹ E. A. Kravchenko,¹¹ A. P. Onuchin,¹¹ S. I. Serebnyakov,¹¹
 Yu. I. Skovpen,¹¹ E. P. Solodov,¹¹ A. N. Yushkov,¹¹ D. Best,¹² M. Bruinsma,¹² M. Chao,¹² I. Eschrich,¹²
 D. Kirkby,¹² A. J. Lankford,¹² M. Mandelkern,¹² R. K. Mommsen,¹² W. Roethel,¹² D. P. Stoker,¹² C. Buchanan,¹³
 B. L. Hartfiel,¹³ S. D. Foulkes,¹⁴ J. W. Gary,¹⁴ B. C. Shen,¹⁴ K. Wang,¹⁴ D. del Re,¹⁵ H. K. Hadavand,¹⁵
 E. J. Hill,¹⁵ D. B. MacFarlane,¹⁵ H. P. Paar,¹⁵ Sh. Rahatlou,¹⁵ V. Sharma,¹⁵ J. W. Berryhill,¹⁶ C. Campagnari,¹⁶
 B. Dahmes,¹⁶ O. Long,¹⁶ A. Lu,¹⁶ M. A. Mazur,¹⁶ J. D. Richman,¹⁶ W. Verkerke,¹⁶ T. W. Beck,¹⁷ A. M. Eisner,¹⁷
 C. A. Heusch,¹⁷ J. Kroseberg,¹⁷ W. S. Lockman,¹⁷ G. Nesom,¹⁷ T. Schalk,¹⁷ B. A. Schumm,¹⁷ A. Seiden,¹⁷
 P. Spradlin,¹⁷ D. C. Williams,¹⁷ M. G. Wilson,¹⁷ J. Albert,¹⁸ E. Chen,¹⁸ G. P. Dubois-Felsmann,¹⁸
 A. Dvoretzkii,¹⁸ D. G. Hitlin,¹⁸ I. Narsky,¹⁸ T. Piatenko,¹⁸ F. C. Porter,¹⁸ A. Ryd,¹⁸ A. Samuel,¹⁸ S. Yang,¹⁸
 S. Jayatilake,¹⁹ G. Mancinelli,¹⁹ B. T. Meadows,¹⁹ M. D. Sokoloff,¹⁹ T. Abe,²⁰ F. Blanc,²⁰ P. Bloom,²⁰
 S. Chen,²⁰ W. T. Ford,²⁰ U. Nauenberg,²⁰ A. Olivas,²⁰ P. Rankin,²⁰ J. G. Smith,²⁰ J. Zhang,²⁰ L. Zhang,²⁰
 A. Chen,²¹ J. L. Harton,²¹ A. Soffer,²¹ W. H. Toki,²¹ R. J. Wilson,²¹ Q. L. Zeng,²¹ D. Altenburg,²² T. Brandt,²²
 J. Brose,²² M. Dickopp,²² E. Feltresi,²² A. Hauke,²² H. M. Lacker,²² R. Müller-Pfefferkorn,²² R. Nogowski,²²
 S. Otto,²² A. Petzold,²² J. Schubert,²² K. R. Schubert,²² R. Schwierz,²² B. Spaan,²² J. E. Sundermann,²²
 D. Bernard,²³ G. R. Bonneaud,²³ F. Brochard,²³ P. Grenier,²³ S. Schrenk,²³ Ch. Thiebaut,²³ G. Vasileiadis,²³
 M. Verderi,²³ D. J. Bard,²⁴ P. J. Clark,²⁴ D. Lavin,²⁴ F. Muheim,²⁴ S. Playfer,²⁴ Y. Xie,²⁴ M. Andreotti,²⁵
 V. Azzolini,²⁵ D. Bettoni,²⁵ C. Bozzi,²⁵ R. Calabrese,²⁵ G. Cibinetto,²⁵ E. Luppi,²⁵ M. Negrini,²⁵ L. Piemontese,²⁵
 A. Sarti,²⁵ E. Treadwell,²⁶ F. Anulli,²⁷ R. Baldini-Ferrolì,²⁷ A. Calcaterra,²⁷ R. de Sangro,²⁷ G. Finocchiaro,²⁷
 P. Patteri,²⁷ I. M. Peruzzi,²⁷ M. Piccolo,²⁷ A. Zallo,²⁷ A. Buzzo,²⁸ R. Capra,²⁸ R. Contri,²⁸ G. Crosetti,²⁸
 M. Lo Vetere,²⁸ M. Macri,²⁸ M. R. Monge,²⁸ S. Passaggio,²⁸ C. Patrignani,²⁸ E. Robutti,²⁸ A. Santroni,²⁸
 S. Tosi,²⁸ S. Bailey,²⁹ G. Brandenburg,²⁹ K. S. Chaisanguanthum,²⁹ M. Morii,²⁹ E. Won,²⁹ R. S. Dubitzky,³⁰
 U. Langenegger,³⁰ W. Bhimji,³¹ D. A. Bowerman,³¹ P. D. Dauncey,³¹ U. Egede,³¹ J. R. Gaillard,³¹ G. W. Morton,³¹
 J. A. Nash,³¹ M. B. Nikolich,³¹ G. P. Taylor,³¹ M. J. Charles,³² G. J. Grenier,³² U. Mallik,³² J. Cochran,³³
 H. B. Crawley,³³ J. Lamsa,³³ W. T. Meyer,³³ S. Prell,³³ E. I. Rosenberg,³³ A. E. Rubin,³³ J. Yi,³³ M. Biasini,³⁴
 R. Covarelli,³⁴ M. Pippi,³⁴ M. Davier,³⁵ X. Giroux,³⁵ G. Grosdidier,³⁵ A. Höcker,³⁵ S. Laplace,³⁵ F. Le Diberder,³⁵
 V. Lepeltier,³⁵ A. M. Lutz,³⁵ T. C. Petersen,³⁵ S. Plaszczynski,³⁵ M. H. Schune,³⁵ L. Tantot,³⁵ G. Wormser,³⁵
 C. H. Cheng,³⁶ D. J. Lange,³⁶ M. C. Simani,³⁶ D. M. Wright,³⁶ A. J. Bevan,³⁷ C. A. Chavez,³⁷ J. P. Coleman,³⁷
 I. J. Forster,³⁷ J. R. Fry,³⁷ E. Gabathuler,³⁷ R. Gamet,³⁷ D. E. Hutchcroft,³⁷ R. J. Parry,³⁷ D. J. Payne,³⁷
 R. J. Sloane,³⁷ C. Touramanis,³⁷ J. J. Back,^{38,*} C. M. Cormack,^{38,*} P. F. Harrison,^{38,*} F. Di Lodovico,³⁸
 G. B. Mohanty,^{38,*} C. L. Brown,³⁹ G. Cowan,³⁹ R. L. Flack,³⁹ H. U. Flaecher,³⁹ M. G. Green,³⁹ P. S. Jackson,³⁹
 T. R. McMahon,³⁹ S. Ricciardi,³⁹ F. Salvatore,³⁹ M. A. Winter,³⁹ D. Brown,⁴⁰ C. L. Davis,⁴⁰ J. Allison,⁴¹
 N. R. Barlow,⁴¹ R. J. Barlow,⁴¹ P. A. Hart,⁴¹ M. C. Hodgkinson,⁴¹ G. D. Lafferty,⁴¹ A. J. Lyon,⁴¹ J. C. Williams,⁴¹
 A. Farbin,⁴² W. D. Hulsbergen,⁴² A. Jawahery,⁴² D. Kovalskyi,⁴² C. K. Lae,⁴² V. Lillard,⁴² D. A. Roberts,⁴²
 G. Blaylock,⁴³ C. Dallapiccola,⁴³ K. T. Flood,⁴³ S. S. Hertzbach,⁴³ R. Kofler,⁴³ V. B. Koptchev,⁴³ T. B. Moore,⁴³
 S. Saremi,⁴³ H. Staengle,⁴³ S. Willocq,⁴³ R. Cowan,⁴⁴ G. Sciolla,⁴⁴ S. J. Sekula,⁴⁴ F. Taylor,⁴⁴ R. K. Yamamoto,⁴⁴
 D. J. J. Mangeol,⁴⁵ P. M. Patel,⁴⁵ S. H. Robertson,⁴⁵ A. Lazzaro,⁴⁶ V. Lombardo,⁴⁶ F. Palombo,⁴⁶
 J. M. Bauer,⁴⁷ L. Cremaldi,⁴⁷ V. Eschenburg,⁴⁷ R. Godang,⁴⁷ R. Kroeger,⁴⁷ J. Reidy,⁴⁷ D. A. Sanders,⁴⁷
 D. J. Summers,⁴⁷ H. W. Zhao,⁴⁷ S. Brunet,⁴⁸ D. Côté,⁴⁸ P. Taras,⁴⁸ H. Nicholson,⁴⁹ N. Cavallo,^{50,†} F. Fabozzi,^{50,†}
 C. Gatto,⁵⁰ L. Lista,⁵⁰ D. Monorchio,⁵⁰ P. Paolucci,⁵⁰ D. Piccolo,⁵⁰ C. Sciacca,⁵⁰ M. Baak,⁵¹ H. Bulten,⁵¹

Work Supported in part by the Department of Energy Contract DE-AC03-76SF00515

Stanford Linear Accelerator Center, Stanford University, Stanford, CA 94309

G. Raven,⁵¹ H. L. Snoek,⁵¹ L. Wilden,⁵¹ C. P. Jessop,⁵² J. M. LoSecco,⁵² T. Allmendinger,⁵³ K. K. Gan,⁵³ K. Honscheid,⁵³ D. Hufnagel,⁵³ H. Kagan,⁵³ R. Kass,⁵³ T. Pulliam,⁵³ A. M. Rahimi,⁵³ R. Ter-Antonyan,⁵³ Q. K. Wong,⁵³ J. Brau,⁵⁴ R. Frey,⁵⁴ O. Igonkina,⁵⁴ C. T. Potter,⁵⁴ N. B. Sinev,⁵⁴ D. Strom,⁵⁴ E. Torrence,⁵⁴ F. Coleccchia,⁵⁵ A. Dorigo,⁵⁵ F. Galeazzi,⁵⁵ M. Margoni,⁵⁵ M. Morandin,⁵⁵ M. Posocco,⁵⁵ M. Rotondo,⁵⁵ F. Simonetto,⁵⁵ R. Stroili,⁵⁵ G. Tiozzo,⁵⁵ C. Voci,⁵⁵ M. Benayoun,⁵⁶ H. Briand,⁵⁶ J. Chauveau,⁵⁶ P. David,⁵⁶ Ch. de la Vaissière,⁵⁶ L. Del Buono,⁵⁶ O. Hamon,⁵⁶ M. J. J. John,⁵⁶ Ph. Leruste,⁵⁶ J. Malcles,⁵⁶ J. Ocariz,⁵⁶ M. Pivk,⁵⁶ L. Roos,⁵⁶ S. T'Jampens,⁵⁶ G. Therin,⁵⁶ P. F. Manfredi,⁵⁷ V. Re,⁵⁷ P. K. Behera,⁵⁸ L. Gladney,⁵⁸ Q. H. Guo,⁵⁸ J. Panetta,⁵⁸ C. Angelini,⁵⁹ G. Batignani,⁵⁹ S. Bettarini,⁵⁹ M. Bondioli,⁵⁹ F. Bucci,⁵⁹ G. Calderini,⁵⁹ M. Carpinelli,⁵⁹ F. Forti,⁵⁹ M. A. Giorgi,⁵⁹ A. Lusiani,⁵⁹ G. Marchiori,⁵⁹ F. Martinez-Vidal,⁵⁹,[‡] M. Morganti,⁵⁹ N. Neri,⁵⁹ E. Paoloni,⁵⁹ M. Rama,⁵⁹ G. Rizzo,⁵⁹ F. Sandrelli,⁵⁹ J. Walsh,⁵⁹ M. Haire,⁶⁰ D. Judd,⁶⁰ K. Paick,⁶⁰ D. E. Wagoner,⁶⁰ N. Danielson,⁶¹ P. Elmer,⁶¹ Y. P. Lau,⁶¹ C. Lu,⁶¹ V. Miftakov,⁶¹ J. Olsen,⁶¹ A. J. S. Smith,⁶¹ A. V. Telnov,⁶¹ F. Bellini,⁶² G. Cavoto,^{61,62} R. Faccini,⁶² F. Ferrarotto,⁶² F. Ferroni,⁶² M. Gaspero,⁶² L. Li Gioi,⁶² M. A. Mazzoni,⁶² S. Morganti,⁶² M. Pierini,⁶² G. Piredda,⁶² F. Safai Tehrani,⁶² C. Voena,⁶² S. Christ,⁶³ G. Wagner,⁶³ R. Waldi,⁶³ T. Adye,⁶⁴ N. De Groot,⁶⁴ B. Franek,⁶⁴ N. I. Geddes,⁶⁴ G. P. Gopal,⁶⁴ E. O. Olaiya,⁶⁴ R. Aleksan,⁶⁵ S. Emery,⁶⁵ A. Gaidot,⁶⁵ S. F. Ganzhur,⁶⁵ P.-F. Giraud,⁶⁵ G. Hamel de Monchenault,⁶⁵ W. Kozanecki,⁶⁵ M. Legendre,⁶⁵ G. W. London,⁶⁵ B. Mayer,⁶⁵ G. Schott,⁶⁵ G. Vasseur,⁶⁵ Ch. Yèche,⁶⁵ M. Zito,⁶⁵ M. V. Purohit,⁶⁶ A. W. Weidemann,⁶⁶ J. R. Wilson,⁶⁶ F. X. Yumiceva,⁶⁶ D. Aston,⁶⁷ R. Bartoldus,⁶⁷ N. Berger,⁶⁷ A. M. Boyarski,⁶⁷ O. L. Buchmueller,⁶⁷ R. Claus,⁶⁷ M. R. Convery,⁶⁷ M. Cristinziani,⁶⁷ G. De Nardo,⁶⁷ D. Dong,⁶⁷ J. Dorfan,⁶⁷ D. Dujmic,⁶⁷ W. Dunwoodie,⁶⁷ E. E. Elsen,⁶⁷ S. Fan,⁶⁷ R. C. Field,⁶⁷ T. Glanzman,⁶⁷ S. J. Gowdy,⁶⁷ T. Hadig,⁶⁷ V. Halyo,⁶⁷ C. Hast,⁶⁷ T. Hryn'ova,⁶⁷ W. R. Innes,⁶⁷ M. H. Kelsey,⁶⁷ P. Kim,⁶⁷ M. L. Kocian,⁶⁷ D. W. G. S. Leith,⁶⁷ J. Libby,⁶⁷ S. Luitz,⁶⁷ V. Luth,⁶⁷ H. L. Lynch,⁶⁷ H. Marsiske,⁶⁷ R. Messner,⁶⁷ D. R. Muller,⁶⁷ C. P. O'Grady,⁶⁷ V. E. Ozcan,⁶⁷ A. Perazzo,⁶⁷ M. Perl,⁶⁷ S. Petrak,⁶⁷ B. N. Ratcliff,⁶⁷ A. Roodman,⁶⁷ A. A. Salnikov,⁶⁷ R. H. Schindler,⁶⁷ J. Schwiening,⁶⁷ G. Simi,⁶⁷ A. Snyder,⁶⁷ A. Soha,⁶⁷ J. Stelzer,⁶⁷ D. Su,⁶⁷ M. K. Sullivan,⁶⁷ J. Va'vra,⁶⁷ S. R. Wagner,⁶⁷ M. Weaver,⁶⁷ A. J. R. Weinstein,⁶⁷ W. J. Wisniewski,⁶⁷ M. Wittgen,⁶⁷ D. H. Wright,⁶⁷ A. K. Yarritu,⁶⁷ C. C. Young,⁶⁷ P. R. Burchat,⁶⁸ A. J. Edwards,⁶⁸ T. I. Meyer,⁶⁸ B. A. Petersen,⁶⁸ C. Roat,⁶⁸ S. Ahmed,⁶⁹ M. S. Alam,⁶⁹ J. A. Ernst,⁶⁹ M. A. Saeed,⁶⁹ M. Saleem,⁶⁹ F. R. Wappler,⁶⁹ W. Bugg,⁷⁰ M. Krishnamurthy,⁷⁰ S. M. Spanier,⁷⁰ R. Eckmann,⁷¹ H. Kim,⁷¹ J. L. Ritchie,⁷¹ A. Satpathy,⁷¹ R. F. Schwitters,⁷¹ J. M. Izen,⁷² I. Kitayama,⁷² X. C. Lou,⁷² S. Ye,⁷² F. Bianchi,⁷³ M. Bona,⁷³ F. Gallo,⁷³ D. Gamba,⁷³ L. Bosisio,⁷⁴ C. Cartaro,⁷⁴ F. Cossutti,⁷⁴ G. Della Ricca,⁷⁴ S. Dittongo,⁷⁴ S. Grancagnolo,⁷⁴ L. Lanceri,⁷⁴ P. Poropat,⁷⁴,[§] L. Vitale,⁷⁴ G. Vuagnin,⁷⁴ R. S. Panvini,⁷⁵ Sw. Banerjee,⁷⁶ C. M. Brown,⁷⁶ D. Fortin,⁷⁶ P. D. Jackson,⁷⁶ R. Kowalewski,⁷⁶ J. M. Roney,⁷⁶ R. J. Sobie,⁷⁶ H. R. Band,⁷⁷ B. Cheng,⁷⁷ S. Dasu,⁷⁷ M. Datta,⁷⁷ A. M. Eichenbaum,⁷⁷ M. Graham,⁷⁷ J. J. Hollar,⁷⁷ J. R. Johnson,⁷⁷ P. E. Kutter,⁷⁷ H. Li,⁷⁷ R. Liu,⁷⁷ A. Mihalyi,⁷⁷ A. K. Mohapatra,⁷⁷ Y. Pan,⁷⁷ R. Prepost,⁷⁷ P. Tan,⁷⁷ J. H. von Wimmersperg-Toeller,⁷⁷ J. Wu,⁷⁷ S. L. Wu,⁷⁷ Z. Yu,⁷⁷ M. G. Greene,⁷⁸ and H. Neal⁷⁸

(The BABAR Collaboration)

¹Laboratoire de Physique des Particules, F-74941 Annecy-le-Vieux, France

²Università di Bari, Dipartimento di Fisica and INFN, I-70126 Bari, Italy

³Institute of High Energy Physics, Beijing 100039, China

⁴University of Bergen, Inst. of Physics, N-5007 Bergen, Norway

⁵Lawrence Berkeley National Laboratory and University of California, Berkeley, CA 94720, USA

⁶University of Birmingham, Birmingham, B15 2TT, United Kingdom

⁷Ruhr Universität Bochum, Institut für Experimentalphysik 1, D-44780 Bochum, Germany

⁸University of Bristol, Bristol BS8 1TL, United Kingdom

⁹University of British Columbia, Vancouver, BC, Canada V6T 1Z1

¹⁰Brunel University, Uxbridge, Middlesex UB8 3PH, United Kingdom

¹¹Budker Institute of Nuclear Physics, Novosibirsk 630090, Russia

¹²University of California at Irvine, Irvine, CA 92697, USA

¹³University of California at Los Angeles, Los Angeles, CA 90024, USA

¹⁴University of California at Riverside, Riverside, CA 92521, USA

¹⁵University of California at San Diego, La Jolla, CA 92093, USA

¹⁶University of California at Santa Barbara, Santa Barbara, CA 93106, USA

¹⁷University of California at Santa Cruz, Institute for Particle Physics, Santa Cruz, CA 95064, USA

¹⁸California Institute of Technology, Pasadena, CA 91125, USA

¹⁹University of Cincinnati, Cincinnati, OH 45221, USA

²⁰University of Colorado, Boulder, CO 80309, USA

- ²¹Colorado State University, Fort Collins, CO 80523, USA
- ²²Technische Universität Dresden, Institut für Kern- und Teilchenphysik, D-01062 Dresden, Germany
- ²³Ecole Polytechnique, LLR, F-91128 Palaiseau, France
- ²⁴University of Edinburgh, Edinburgh EH9 3JZ, United Kingdom
- ²⁵Università di Ferrara, Dipartimento di Fisica and INFN, I-44100 Ferrara, Italy
- ²⁶Florida A&M University, Tallahassee, FL 32307, USA
- ²⁷Laboratori Nazionali di Frascati dell'INFN, I-00044 Frascati, Italy
- ²⁸Università di Genova, Dipartimento di Fisica and INFN, I-16146 Genova, Italy
- ²⁹Harvard University, Cambridge, MA 02138, USA
- ³⁰Universität Heidelberg, Physikalisches Institut, Philosophenweg 12, D-69120 Heidelberg, Germany
- ³¹Imperial College London, London, SW7 2AZ, United Kingdom
- ³²University of Iowa, Iowa City, IA 52242, USA
- ³³Iowa State University, Ames, IA 50011-3160, USA
- ³⁴Università di Perugia, Dipartimento di Fisica and INFN, I-06100 Perugia, Italy
- ³⁵Laboratoire de l'Accélérateur Linéaire, F-91898 Orsay, France
- ³⁶Lawrence Livermore National Laboratory, Livermore, CA 94550, USA
- ³⁷University of Liverpool, Liverpool L69 7ZE, United Kingdom
- ³⁸Queen Mary, University of London, E1 4NS, United Kingdom
- ³⁹University of London, Royal Holloway and Bedford New College, Egham, Surrey TW20 0EX, United Kingdom
- ⁴⁰University of Louisville, Louisville, KY 40292, USA
- ⁴¹University of Manchester, Manchester M13 9PL, United Kingdom
- ⁴²University of Maryland, College Park, MD 20742, USA
- ⁴³University of Massachusetts, Amherst, MA 01003, USA
- ⁴⁴Massachusetts Institute of Technology, Laboratory for Nuclear Science, Cambridge, MA 02139, USA
- ⁴⁵McGill University, Montréal, QC, Canada H3A 2T8
- ⁴⁶Università di Milano, Dipartimento di Fisica and INFN, I-20133 Milano, Italy
- ⁴⁷University of Mississippi, University, MS 38677, USA
- ⁴⁸Université de Montréal, Laboratoire René J. A. Lévesque, Montréal, QC, Canada H3C 3J7
- ⁴⁹Mount Holyoke College, South Hadley, MA 01075, USA
- ⁵⁰Università di Napoli Federico II, Dipartimento di Scienze Fisiche and INFN, I-80126, Napoli, Italy
- ⁵¹NIKHEF, National Institute for Nuclear Physics and High Energy Physics, NL-1009 DB Amsterdam, The Netherlands
- ⁵²University of Notre Dame, Notre Dame, IN 46556, USA
- ⁵³Ohio State University, Columbus, OH 43210, USA
- ⁵⁴University of Oregon, Eugene, OR 97403, USA
- ⁵⁵Università di Padova, Dipartimento di Fisica and INFN, I-35131 Padova, Italy
- ⁵⁶Universités Paris VI et VII, Laboratoire de Physique Nucléaire et de Hautes Energies, F-75252 Paris, France
- ⁵⁷Università di Pavia, Dipartimento di Elettronica and INFN, I-27100 Pavia, Italy
- ⁵⁸University of Pennsylvania, Philadelphia, PA 19104, USA
- ⁵⁹Università di Pisa, Dipartimento di Fisica, Scuola Normale Superiore and INFN, I-56127 Pisa, Italy
- ⁶⁰Prairie View A&M University, Prairie View, TX 77446, USA
- ⁶¹Princeton University, Princeton, NJ 08544, USA
- ⁶²Università di Roma La Sapienza, Dipartimento di Fisica and INFN, I-00185 Roma, Italy
- ⁶³Universität Rostock, D-18051 Rostock, Germany
- ⁶⁴Rutherford Appleton Laboratory, Chilton, Didcot, Oxon, OX11 0QX, United Kingdom
- ⁶⁵DSM/Dapnia, CEA/Saclay, F-91191 Gif-sur-Yvette, France
- ⁶⁶University of South Carolina, Columbia, SC 29208, USA
- ⁶⁷Stanford Linear Accelerator Center, Stanford, CA 94309, USA
- ⁶⁸Stanford University, Stanford, CA 94305-4060, USA
- ⁶⁹State University of New York, Albany, NY 12222, USA
- ⁷⁰University of Tennessee, Knoxville, TN 37996, USA
- ⁷¹University of Texas at Austin, Austin, TX 78712, USA
- ⁷²University of Texas at Dallas, Richardson, TX 75083, USA
- ⁷³Università di Torino, Dipartimento di Fisica Sperimentale and INFN, I-10125 Torino, Italy
- ⁷⁴Università di Trieste, Dipartimento di Fisica and INFN, I-34127 Trieste, Italy
- ⁷⁵Vanderbilt University, Nashville, TN 37235, USA
- ⁷⁶University of Victoria, Victoria, BC, Canada V8W 3P6
- ⁷⁷University of Wisconsin, Madison, WI 53706, USA
- ⁷⁸Yale University, New Haven, CT 06511, USA

(Dated: August 1, 2004)

We present an updated search for direct CP violation in the decay $B^0 \rightarrow K^+\pi^-$. Using 227 million $\Upsilon(4S) \rightarrow B\bar{B}$ decays collected with the BABAR detector at the PEP-II asymmetric-energy e^+e^- collider at SLAC, we observe a total signal yield of $n_{K^-\pi^+} + n_{K^+\pi^-} = 1606 \pm 51$ decays and measure the asymmetry $(n_{K^-\pi^+} - n_{K^+\pi^-}) / (n_{K^-\pi^+} + n_{K^+\pi^-}) = -0.133 \pm 0.030$ (stat) ± 0.009 (syst). This

measurement establishes direct CP violation in the B^0 -meson system at the level of 4.2 standard deviations.

PACS numbers: 13.25.Hw, 11.30.Er 12.15.Hh

CP violation has been established in processes involving B^0 - \bar{B}^0 oscillations through measurements of the time dependence of neutral- B -meson decays to final states that include charmonium [1, 2]. Direct CP violation, a phenomenon that does not involve particle-antiparticle oscillations, has been observed in K_L^0 decays [3], where the effect is a few parts per million. In contrast, a large effect is expected in the B -meson system if CP violation arises from the Kobayashi-Maskawa quark-mixing mechanism [4, 5]. In this Letter we report the observation of direct CP violation in the decay $B^0 \rightarrow K^+\pi^-$ [6] using a sample of 227 million $B\bar{B}$ pairs collected with the BABAR detector at the SLAC PEP-II e^+e^- asymmetric-energy storage ring.

Direct CP violation is observable as an asymmetry in yields between a decay and its CP conjugate when at least two contributing amplitudes carry different weak and strong phases. In the standard model, the decay $B^0 \rightarrow K^+\pi^-$ occurs through two different mechanisms (“penguin” and “tree”), which carry different weak phases and, in general, different strong phases. The direct CP -violating asymmetry [7] is defined as

$$\mathcal{A}_{K\pi} \equiv \frac{n_{K^-\pi^+} - n_{K^+\pi^-}}{n_{K^-\pi^+} + n_{K^+\pi^-}}, \quad (1)$$

where $n_{K^-\pi^+}$ and $n_{K^+\pi^-}$ are the measured yields for the two final states. The charge of the kaon identifies the flavor of the decaying B meson ($B^0 \rightarrow K^+\pi^-$, $\bar{B}^0 \rightarrow K^-\pi^+$, neglecting second-order weak transitions). The Belle collaboration recently reported a measurement of $\mathcal{A}_{K\pi} = -0.088 \pm 0.035 \pm 0.013$ [8], which agrees with our previous result [9], and with a less-precise measurement from the CLEO collaboration [10].

The BABAR detector is described in detail elsewhere [11]. The primary components used in this analysis are a charged-particle tracking system consisting of a five-layer silicon vertex tracker (SVT) and a 40-layer drift chamber (DCH) surrounded by a 1.5-T solenoidal magnet, an electromagnetic calorimeter (EMC) comprising 6580 CsI(Tl) crystals, and a detector of internally reflected Cherenkov light (DIRC), providing K - π separation over the range of laboratory momentum relevant for this analysis (Fig. 1).

We reconstruct two-body neutral- B decays from pairs of oppositely-charged tracks located within the geometric acceptance of the DIRC and originating from a common decay point near the interaction region. We require that each track have an associated Cherenkov-angle (θ_c) measured with at least five signal photons detected in the DIRC. The value of θ_c must agree within 4σ with either the pion or kaon particle hypothesis. The

last requirement efficiently removes events containing high-momentum protons. Electrons are explicitly removed based on energy-loss measurements in the SVT and DCH, and on a comparison of the track momentum and associated energy deposited in the EMC. We use the θ_c measurement to separate kaons and pions in a maximum-likelihood fit that determines signal and background yields corresponding to the four distinguishable final states ($\pi^+\pi^-$, $K^+\pi^-$, $K^-\pi^+$, K^+K^-).

Signal decays are identified using two kinematic variables: (1) the difference ΔE between the energy of the B candidate in the e^+e^- center-of-mass (CM) frame and $\sqrt{s}/2$ and (2) the beam-energy substituted mass $m_{\text{ES}} = \sqrt{(s/2 + \mathbf{p}_i \cdot \mathbf{p}_B)^2 / E_i^2 - \mathbf{p}_B^2}$. Here, \sqrt{s} is the total CM energy, and the B momentum \mathbf{p}_B and the four-momentum of the initial state (E_i, \mathbf{p}_i) are defined in the laboratory frame. For signal decays, ΔE and m_{ES} are distributed according to Gaussian distributions with resolutions of 27 MeV and 2.6 MeV/ c^2 , respectively. The distribution of m_{ES} peaks near the B mass for all four particle combinations. To simplify the likelihood definition, we reconstruct the kinematics of the B candidate using the pion mass for both tracks. With this choice, $B^0 \rightarrow \pi^+\pi^-$ decays peak near $\Delta E = 0$. For B decays with one or two kaons in the final state, the ΔE peak position is shifted and parameterized as a function of the kaon momentum in the laboratory frame. The average shifts with respect to zero are -45 MeV and -91 MeV, respectively. We require $5.20 < m_{\text{ES}} < 5.29$ GeV/ c^2 and $|\Delta E| < 150$ MeV. The large sideband region in m_{ES} is used to determine background-shape parameters, while the wide range in ΔE allows us to separate B decays to all four final states in the same fit.

We have studied potential backgrounds from higher-multiplicity B decays and find them to be negligible in the selected ΔE region. The dominant source of background is the process $e^+e^- \rightarrow q\bar{q}$ ($q = u, d, s, c$), which produces a distinctive jet-like topology. In the CM frame we define the angle θ_S between the sphericity axis [12] of the B candidate and the sphericity axis of the remaining particles in the event. For background events, $|\cos\theta_S|$ peaks sharply near unity, while it is nearly flat for signal decays. We require $|\cos\theta_S| < 0.8$, which removes approximately 80% of this background.

The selected sample contains 68030 events and is composed of two-body B decays (signal) and combinations of real kaons and pions produced in $q\bar{q}$ events (background). We use an unbinned, extended maximum-likelihood fit to extract yields, the signal asymmetry ($\mathcal{A}_{K\pi}$), and the background asymmetry ($\mathcal{A}_{K\pi}^b$). The fit uses m_{ES} , ΔE , θ_c , and the Fisher discriminant \mathcal{F} described in Ref. [9] to

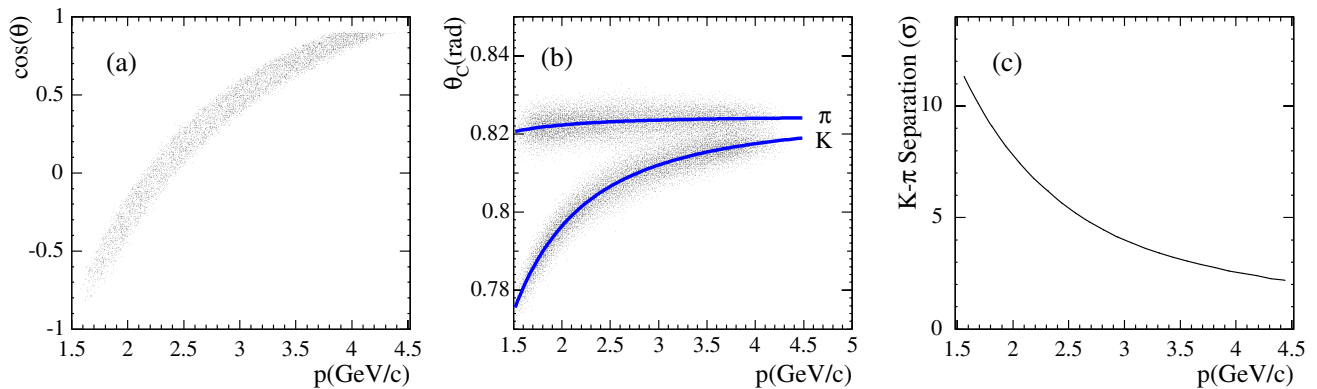


FIG. 1: (a) Cosine of the polar angle (θ) as a function of laboratory momentum for kaons and pions in simulated $B^0 \rightarrow K^+\pi^-$ decays at BABAR. At a symmetric e^+e^- collider operating at the $\Upsilon(4S)$ resonance, particles from two-body B decays are nearly monoenergetic with $p \sim 2.6$ GeV/c. The boost at PEP-II results in a uniform distribution of laboratory momenta between 1.5 and 4.5 GeV/c, and induces a correlation between momentum and polar angle. (b) The measured Cherenkov angle for pions (upper band) and kaons (lower band) from $D^* \rightarrow D^0\pi$, $D^0 \rightarrow K\pi$ decays reconstructed in data. The curves show the expected angle θ_c as a function of laboratory momentum, for the K and π mass hypothesis. (c) The average difference between the expected value of θ_c for kaons and pions, divided by the uncertainty, as a function of momentum.

distinguish signal and background components for each of the four $\pi^+\pi^-$, $K^+\pi^-$, $K^-\pi^+$, and K^+K^- combinations. The likelihood for event j is obtained by summing the product of the event yield n_i and probability \mathcal{P}_i over the signal and background hypotheses i . The total likelihood for the sample is

$$\mathcal{L} = \exp\left(-\sum_i n_i\right) \prod_j \left[\sum_i n_i \mathcal{P}_i(\vec{x}_j; \vec{\alpha}_i) \right]. \quad (2)$$

The probabilities \mathcal{P}_i are evaluated as the product of the probability density functions (PDFs) with parameters $\vec{\alpha}_i$, for each of the independent variables $\vec{x}_j = \{m_{ES}, \Delta E, \mathcal{F}, \theta_c^+, \theta_c^-\}$, where θ_c^+ and θ_c^- are the Cherenkov angles for the positively- and negatively-charged tracks, respectively. We have verified that there are no significant correlations between the \vec{x}_j . For both signal and background, the $K^\pm\pi^\mp$ yields are parameterized as $n_{K^\pm\pi^\mp} = n_{K\pi} (1 \mp \mathcal{A}_{K\pi})/2$, and we fit directly for the total yield $n_{K\pi}$ and the asymmetry $\mathcal{A}_{K\pi}$.

The θ_c PDFs are obtained from a sample of approximately 430000 $D^{*+} \rightarrow D^0\pi^+$ ($D^0 \rightarrow K^-\pi^+$) decays reconstructed in data, where K^\mp/π^\pm tracks are identified through the charge correlation with the π^\pm from the $D^{*\pm}$ decay. Figure 1(b) shows the measured values of the Cherenkov angle as a function of laboratory momentum for tracks from the D^* sample, and the expected values for kaons (θ_c^K) and pions (θ_c^π). Figure 1(c) shows the average K - π separation, defined as $|\theta_c^K - \theta_c^\pi|/\sigma_{\theta_c}$, where σ_{θ_c} is the average uncertainty for kaon and pion tracks for a given momentum. The PDFs are constructed separately for K^+ , K^- , π^+ , and π^- tracks as a function of momentum and polar angle using the measured and expected values of θ_c , and its uncertainty. We use the same

PDFs for signal and background events.

A total of 21 parameters are varied in the fit. Signal and background yields and $K\pi$ asymmetries are determined simultaneously with the parameters of the signal PDFs for m_{ES} and ΔE , as well as the background PDF parameters for m_{ES} , ΔE , and \mathcal{F} . The parameters describing the signal \mathcal{F} distribution are fixed to the values obtained from a large sample of simulated events, and the parameters of the θ_c PDFs are fixed to the values obtained from the D^* study. The analysis was performed with the value of $\mathcal{A}_{K\pi}$ hidden until the event selection and PDF definitions were finalized.

The fitted signal yields are $n_{K\pi} = 1606 \pm 51$, $n_{\pi\pi} = 467 \pm 33$, and $n_{KK} = 3 \pm 12$, which are all consistent with our previously published measurements of the flavor-averaged branching fractions in these decay modes [9]. The direct CP -violating asymmetry is

$$\mathcal{A}_{K\pi} = -0.133 \pm 0.030 \text{ (stat)} \pm 0.009 \text{ (syst)}, \quad (3)$$

and the background asymmetry is $\mathcal{A}_{K\pi}^b = 0.001 \pm 0.008$. This result is consistent with, and supersedes, our previous measurement [9]. The correlations of $\mathcal{A}_{K\pi}$ with $\mathcal{A}_{K\pi}^b$ and $n_{K\pi}$ are -8% and $+2\%$, respectively. Correlations with the remaining free parameters are all 1% or less.

The dominant source of systematic error is the potential difference between kaons and pions in the dependence of track reconstruction and particle identification on the charge of the particle. To estimate this systematic uncertainty, we use the statistical uncertainty (0.008) on the measurement of $\mathcal{A}_{K\pi}^b$ as a conservative systematic error on $\mathcal{A}_{K\pi}$. This background is due to combinations of real kaons and pions in the same momentum and polar-angle range as the signal tracks, and should have similar sensi-

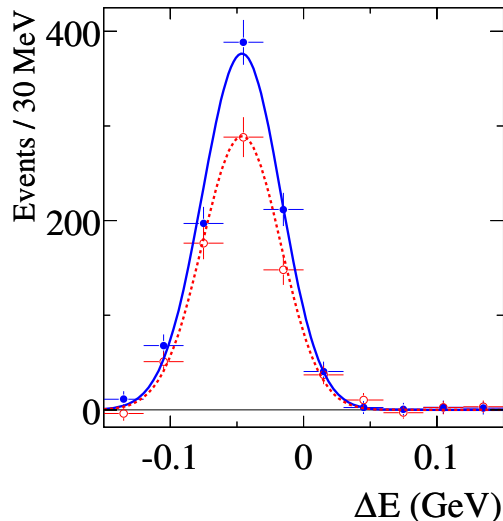


FIG. 2: Distributions of ΔE in data (points with error bars) and the PDFs (curves) used in the maximum likelihood fit for $K^+\pi^-$ (solid circles and solid curve) and $K^-\pi^+$ (open circles and dashed curve). The data are weighted using the background-subtraction technique of Ref. [13] (see text).

tivity to a potential bias. We have also investigated potential differences in efficiencies for track reconstruction, and for the requirement of a minimum number of signal photons detected in the DIRC. Using the large sample of kaons and pions from the D^* study, we confirm that the efficiency asymmetries between K^+/K^- and π^+/π^- are consistent with zero within the small error of the measurements (0.002).

We confirm that we are sensitive to a nonzero value of $\mathcal{A}_{K\pi}$ by performing fits on samples of Monte-Carlo-simulated signal events, and background events generated directly from the PDF shapes. With a generated asymmetry of -10% , the average fitted value in the ensemble of events is $\mathcal{A}_{K\pi} = -0.102 \pm 0.002$. Although the result is consistent with the generated value, we take the sum in quadrature of the error and the difference with respect to the generated value as a systematic uncertainty (0.003). The systematic errors from uncertainties in the distribution of \mathcal{F} for signal events (0.001) and from the parameters describing the θ_c PDFs (0.001) are negligible. The total systematic error (0.009) is calculated as the sum in quadrature of the individual uncertainties.

Figure 2 shows background-subtracted distributions of ΔE for signal $K^+\pi^-$ and $K^-\pi^+$ decays. The subtraction is performed using the technique described in Ref. [13], where each event is given a statistical weight that depends on the PDFs and covariance matrix from a fit excluding the variable being plotted. The resulting distribution is normalized to the signal yield and its shape can be compared with the PDF we use in the full fit. We see

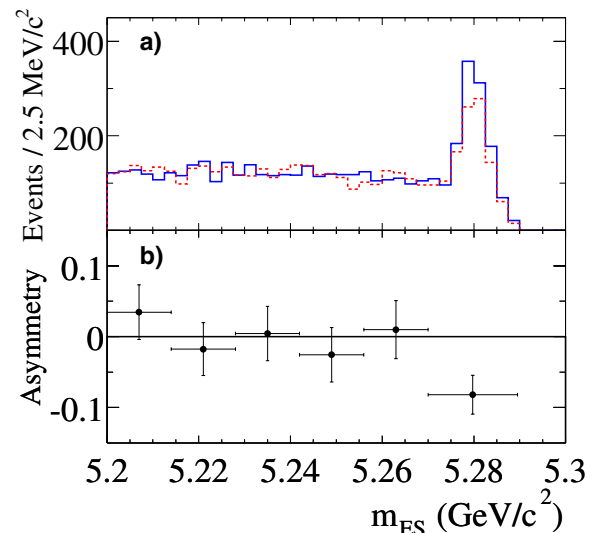


FIG. 3: (a) Distribution of m_{ES} enhanced in $K^+\pi^-$ (solid histogram) and $K^-\pi^+$ (dashed histogram). (b) Asymmetry $\mathcal{A}_{K\pi}$ calculated for ranges of m_{ES} . The asymmetry in the highest m_{ES} bin is somewhat diluted by the presence of background.

no evidence of an enhancement near $\Delta E = 0$, which could arise from significant contamination of $B^0 \rightarrow \pi^+\pi^-$ decays due to imperfect parameterizations of the θ_c PDFs.

As a further consistency check on the fit result, in Fig. 3(a) we show distributions of m_{ES} for samples enhanced in signal $K\pi$ decays using probability ratios based on the PDFs for ΔE , \mathcal{F} , and θ_c . The efficiency of the selection is approximately 80% for signal $K\pi$ decays, while the contamination from $B^0 \rightarrow \pi^+\pi^-$ is less than 2%. Fig. 3(b) shows the resulting distribution of $\mathcal{A}_{K\pi}$ as a function of m_{ES} .

A number of consistency checks are performed to validate the result. We generate and fit a large set of pseudo-experiments, where the variables \vec{x}_j for each event are generated randomly from the PDFs, and confirm that the value of $\mathcal{A}_{K\pi}$ is intrinsically unbiased. To check for a potential effect from $K-\pi$ misidentification, we fit the subsample of events (less than half) where both tracks have laboratory momentum less than 3.5 GeV/c. The $K-\pi$ separation for all tracks in this sample is greater than 3σ , and we find $\mathcal{A}_{K\pi} = -0.151 \pm 0.047$. We perform a $B^0-\bar{B}^0$ mixing analysis on the full sample using B -flavor identification and decay-time information as described in Ref. [9]. From this fit, we simultaneously determine the B lifetime $\tau_B = 1.60 \pm 0.04$ ps, $B^0-\bar{B}^0$ mixing frequency $\Delta m_d = 0.523 \pm 0.028$ ps⁻¹, and $\mathcal{A}_{K\pi} = -0.126 \pm 0.029$, where the errors are statistical only. The values of τ_B and Δm_d are consistent with the world averages [14], and $\mathcal{A}_{K\pi}$ is consistent with the nominal fit. Finally, we divide the full sample into the approximate period in which the

TABLE I: The signal yield $n_{K\pi}$, and signal ($\mathcal{A}_{K\pi}$) and background ($\mathcal{A}_{K\pi}^b$) asymmetries measured in different data-taking periods. The number of $B\bar{B}$ pairs $N_{B\bar{B}}$ (in millions) for each data set is also given.

Sample	$N_{B\bar{B}}$	$n_{K\pi}$	$\mathcal{A}_{K\pi}$	$\mathcal{A}_{K\pi}^b$
1999–2001	21.1	142 ± 15	-0.240 ± 0.102	0.006 ± 0.026
2002	66.4	479 ± 27	-0.102 ± 0.055	-0.008 ± 0.015
2003	34.1	241 ± 19	-0.109 ± 0.079	0.007 ± 0.021
2004	104.9	743 ± 33	-0.142 ± 0.044	0.004 ± 0.012

data were recorded (Table I). We find $\mathcal{A}_{K\pi} < 0$ and a background asymmetry consistent with zero in each data set.

The statistical significance of the measurement (4.3σ) is computed by taking the square root of the change in $2\ln\mathcal{L}$ when $\mathcal{A}_{K\pi}$ is fixed to zero. If we include the systematic error by summing in quadrature with the statistical uncertainty, the significance is 4.2σ , and the probability of obtaining a negative asymmetry of this magnitude or larger in the absence of CP violation is 1.3×10^{-5} . We conclude that the measurement of $\mathcal{A}_{K\pi} = -0.133 \pm 0.030$ (stat) ± 0.009 (syst) reported here establishes direct CP violation in the B^0 -meson system.

We are grateful for the excellent luminosity and machine conditions provided by our PEP-II colleagues, and for the substantial dedicated effort from the computing organizations that support *BABAR*. The collaborating institutions wish to thank SLAC for its support and kind hospitality. This work is supported by DOE and NSF (USA), NSERC (Canada), IHEP (China), CEA and CNRS-IN2P3 (France), BMBF and DFG (Germany), INFN (Italy), FOM (The Netherlands), NFR (Norway), MIST (Russia), and PPARC (United Kingdom). Individuals have received support from CONACyT (Mexico), A. P. Sloan Foundation, Research Corporation, and Alexander von Humboldt Foundation.

* Now at Department of Physics, University of Warwick, Coventry, United Kingdom

† Also with Università della Basilicata, Potenza, Italy

‡ Also with IFIC, Instituto de Física Corpuscular, CSIC-Universidad de Valencia, Valencia, Spain

§ Deceased

- [1] *BABAR* Collaboration, B. Aubert *et al.*, Phys. Rev. Lett. **89**, 201802 (2002).
- [2] Belle Collaboration, K. Abe *et al.*, Phys. Rev. D **66**, 071102 (2002).
- [3] KTeV Collaboration, A. Alavi-Harati *et al.*, Phys. Rev. Lett. **83**, 22 (1999); NA48 Collaboration, V. Fanti *et al.*, Phys. Lett. B **465**, 335 (1999); NA31 Collaboration, G.D. Barr *et al.*, Phys. Lett. B **317**, 233 (1993).
- [4] N. Cabibbo, Phys. Rev. Lett. **10**, 531 (1963); M. Kobayashi and T. Maskawa, Prog. Theor. Phys. **49**, 652 (1973).
- [5] M. Bander, D. Silverman, and A. Soni, Phys. Rev. Lett. **43**, 242 (1979).
- [6] Unless otherwise stated, charge conjugate modes are included implicitly.
- [7] A nonzero value of $\mathcal{A}_{K\pi}$ could arise purely from CP violation in mixing, but this effect is known to be small. See for example *BABAR* Collaboration, B. Aubert *et al.*, Phys. Rev. Lett. **92**, 181801 (2004).
- [8] Belle Collaboration, Y. Chao *et al.*, hep-ex/0407025 (2004), submitted to this journal.
- [9] *BABAR* Collaboration, B. Aubert *et al.*, Phys. Rev. Lett. **89**, 281802 (2002).
- [10] CLEO Collaboration, S. Chen *et al.*, Phys. Rev. Lett. **85**, 525 (2000).
- [11] *BABAR* Collaboration, B. Aubert *et al.*, Nucl. Instr. Meth. A **479**, 1 (2002).
- [12] G. Hanson *et al.*, Phys. Rev. Lett. **35**, 1609 (1975).
- [13] M. Pivk and F.R. Le Diberder, physics/0402083 (2004).
- [14] Particle Data Group, S. Eidelman *et al.*, Phys. Lett. B **592**, 1 (2004).