

**INITIAL MEASUREMENTS OF Z BOSON RESONANCE
PARAMETERS IN e^+e^- ANNIHILATION***

G. S. Abrams,⁽¹⁾ C. E. Adolphsen,⁽²⁾ R. Aleksan,⁽³⁾ J. P. Alexander,⁽³⁾
M. A. Allen,⁽³⁾ W. B. Atwood,⁽³⁾ D. Averill,⁽⁴⁾ J. Ballam,⁽³⁾ P. Bambade,⁽³⁾
B. C. Barish,⁽⁵⁾ T. Barklow,⁽³⁾ B. A. Barnett,⁽⁶⁾ J. Bartelt,⁽³⁾ S. Bethke,⁽¹⁾
D. Blockus,⁽⁴⁾ W. de Boer,⁽³⁾ G. Bonvicini,⁽⁷⁾ A. Boyarski,⁽³⁾ B. Brabson,⁽⁴⁾
A. Breakstone,⁽⁸⁾ M. Breidenbach,⁽³⁾ J. M. Brom,⁽⁴⁾ J. L. Brown,⁽³⁾ K. L. Brown,⁽³⁾
F. Bulos,⁽³⁾ P. R. Burchat,⁽²⁾ D. L. Burke,⁽³⁾ R. J. Cence,⁽⁸⁾ J. Chapman,⁽⁷⁾
M. Chmeissani,⁽⁷⁾ J. Clendenin,⁽³⁾ D. Cords,⁽³⁾ D. P. Coupal,⁽³⁾ P. Dauncey,⁽⁶⁾
N. R. Dean,⁽³⁾ H. C. DeStaebler,⁽³⁾ D. E. Dorfan,⁽²⁾ J. M. Dorfan,⁽³⁾ P. S. Drell,⁽¹⁾
D. C. Drewer,⁽⁶⁾ F. Dydak,⁽³⁾ S. Ecklund,⁽³⁾ R. Elia,⁽³⁾ R. A. Erickson,⁽³⁾ J. Fay,⁽¹⁾
G. J. Feldman,⁽³⁾ D. Fernandes,⁽³⁾ R. C. Field,⁽³⁾ T. H. Fieguth,⁽³⁾ G. E. Fischer,⁽³⁾
W. T. Ford,⁽⁹⁾ C. Fordham,⁽³⁾ R. Frey,⁽⁷⁾ D. Fujino,⁽³⁾ K. K. Gan,⁽³⁾ C. Gatto,⁽²⁾
E. Gero,⁽⁷⁾ G. Gidal,⁽¹⁾ T. Glanzman,⁽³⁾ G. Goldhaber,⁽¹⁾ J. J. Gomez Cadenas,⁽²⁾
G. Gratta,⁽²⁾ G. Grindhammer,⁽³⁾ P. Grosse-Wiesmann,⁽³⁾ G. Hanson,⁽³⁾
R. Harr,⁽¹⁾ B. Harral,⁽⁶⁾ F. A. Harris,⁽⁸⁾ C. M. Hawkes,⁽⁵⁾ K. Hayes,⁽³⁾
C. Hearty,⁽¹⁾ D. Herrup,⁽¹⁾ C. A. Heusch,⁽²⁾ M. D. Hildreth,⁽³⁾ T. Himel,⁽³⁾
D. A. Hinshaw,⁽⁹⁾ S.-O. Holmgren,⁽¹⁾ S. J. Hong,⁽⁷⁾ D. Hutchinson,⁽³⁾ A. Hutton,⁽³⁾
J. Hylen,⁽⁶⁾ W. R. Innes,⁽³⁾ R. G. Jacobsen,⁽³⁾ M. Jaffre,⁽¹⁾ J. A. Jaros,⁽³⁾
R. K. Jobe,⁽³⁾ C. K. Jung,⁽³⁾ J. A. Kadyk,⁽¹⁾ D. Karlen,⁽³⁾ J. Kent,⁽²⁾ M. King,⁽²⁾
S. R. Klein,⁽³⁾ D. S. Koetke,⁽³⁾ S. Komamiya,⁽³⁾ W. Koska,⁽⁷⁾ L. A. Kowalski,⁽³⁾
W. Kozanecki,⁽³⁾ J. F. Kral,⁽¹⁾ M. Kuhlen,⁽⁵⁾ A. V. Kulikov,⁽³⁾ L. Labarga,⁽²⁾
A. J. Lankford,⁽³⁾ R. R. Larsen,⁽³⁾ F. Le Diberder,⁽³⁾ M. E. Levi,⁽¹⁾ A. M. Litke,⁽²⁾
T. Lohse,⁽³⁾ V. Lüth,⁽³⁾ G. R. Lynch,⁽¹⁾ J. A. McKenna,⁽⁵⁾ J. A. J. Matthews,⁽⁶⁾
T. Mattison,⁽³⁾ B. D. Milliken,⁽⁵⁾ K. C. Moffeit,⁽³⁾ C. T. Munger,⁽³⁾ J. J. Murray,⁽³⁾
W. N. Murray,⁽⁴⁾ J. Nash,⁽³⁾ H. Ogren,⁽⁴⁾ R. A. Ong,⁽³⁾ K. F. O'Shaughnessy,⁽³⁾
S. I. Parker,⁽⁸⁾ C. Peck,⁽⁵⁾ M. L. Perl,⁽³⁾ F. Perrier,⁽³⁾ A. Petersen,⁽³⁾
M. Petradza,⁽⁷⁾ N. Phinney,⁽³⁾ R. Pitthan,⁽³⁾ F. C. Porter,⁽⁵⁾ P. Rankin,⁽⁹⁾
J. R. Rees,⁽³⁾ J. D. Richman,⁽¹⁾ K. Riles,⁽³⁾ L. Rivkin,⁽³⁾ M. C. Ross,⁽³⁾
F. R. Rouse,⁽³⁾ D. R. Rust,⁽⁴⁾ H. F. W. Sadrozinski,⁽²⁾ M. W. Schaad,⁽¹⁾
T. L. Schalk,⁽²⁾ B. A. Schumm,⁽¹⁾ A. S. Schwarz,⁽²⁾ J. T. Seeman,⁽³⁾ A. Seiden,⁽²⁾
J. C. Sheppard,⁽³⁾ J. G. Smith,⁽⁹⁾ A. Snyder,⁽⁴⁾ E. Soderstrom,⁽⁵⁾ R. Stiening,⁽³⁾
D. P. Stoker,⁽⁶⁾ R. Stroynowski,⁽⁵⁾ M. Swartz,⁽³⁾ R. Thun,⁽⁷⁾ N. Toge,⁽³⁾
G. H. Trilling,⁽¹⁾ R. Van Kooten,⁽³⁾ P. Voruganti,⁽³⁾ S. R. Wagner,⁽⁹⁾ S. Watson,⁽²⁾
P. Weber,⁽⁹⁾ A. Weigend,⁽³⁾ A. J. Weinstein,⁽⁵⁾ A. J. Weir,⁽⁵⁾ S. L. White,⁽⁹⁾
E. Wicklund,⁽⁵⁾ R. C. Wolf,⁽⁵⁾ D. R. Wood,⁽¹⁾ M. Woods,⁽³⁾ G. Wormser,⁽³⁾
R. Wright,⁽³⁾ D. Y. Wu,⁽⁵⁾ M. Yurko,⁽⁴⁾ C. Zaccardelli,⁽²⁾ and C. von Zanthier⁽²⁾

Submitted to *Physical Review Letters*

* This work was supported in part by Department of Energy contracts DE-AC03-81ER40050 (CIT), DE-AM03-76SF00010 (UCSC), DE-AC02-86ER40253 (Colorado), DE-AC03-83ER40103 (Hawaii), DE-AC02-84ER40125 (Indiana), DE-AC03-76SF00098 (LBL), DE-AC02-76ER01112 (Michigan), and DE-AC03-76SF00515 (SLAC), and by the National Science Foundation (Johns Hopkins).

- (1) *Lawrence Berkeley Laboratory and Department of Physics,
University of California, Berkeley, California 94720*
- (2) *University of California, Santa Cruz, California 95064*
- (3) *Stanford Linear Accelerator Center, Stanford University,
Stanford, California 94309*
- (4) *Indiana University, Bloomington, Indiana 47405*
- (5) *California Institute of Technology, Pasadena, California 91125*
- (6) *Johns Hopkins University, Baltimore, Maryland 21218*
- (7) *University of Michigan, Ann Arbor, Michigan 48109*
- (8) *University of Hawaii, Honolulu, Hawaii 96822*
- (9) *University of Colorado, Boulder, Colorado 80309*

Abstract

We have measured the mass of the Z boson to be 91.11 ± 0.23 GeV/ c^2 , and its width to be $1.61_{-0.43}^{+0.60}$ GeV. If we constrain the visible width to its Standard Model value, we find the partial width to invisible decay modes to be 0.62 ± 0.23 GeV, corresponding to 3.8 ± 1.4 neutrino species.

We present measurements by the Mark II detector at the SLAC Linear Collider (SLC) of the e^+e^- annihilation cross section over a range of center-of-mass energies (E) from 89.2 to 93.0 GeV, in which the annihilation process is dominated by the resonant formation of the Z boson and its subsequent decay. A total of $5.8 \pm 0.5 \text{ nb}^{-1}$ of data have been recorded at six energy settings separated by approximately 0.75 GeV. We have determined values of the Z mass and width from these measurements. The mass (m_Z) can be interpreted as one of three fundamental parameters describing the electroweak interactions, the others being the fine structure constant and the Fermi constant. The width measures the coupling of the Z to all fundamental particles with mass less than $m_Z/2$.

The SLC is the first operating single-pass electron-positron collider.¹ An electron bunch and a positron bunch, each containing of order 10^{10} particles, are accelerated simultaneously in the SLAC linear accelerator, magnetically separated and bent around 1 km arcs, then brought into collisions after being focused to an rms radius of about $3 \mu\text{m}$, and finally extracted to dumps. Typical luminosities are $3 \times 10^{27} \text{ cm}^{-2} \text{ s}^{-1}$; the energy spread (σ_E) of each beam is about $\pm 0.3\%$.

The Mark II drift chamber and the calorimeters provide the principal information used in this analysis to identify Z decays.² Charged particles are detected and momentum analyzed in a 72-layer cylindrical drift chamber immersed in a 4.75 kG solenoidal magnetic field. The drift chamber tracks charged particles with $|\cos \theta| < 0.92$, where θ is the angle to the incident beams. Photons are detected in electromagnetic calorimeters that cover the region $|\cos \theta| < 0.96$. The calorimeters in the central region (barrel calorimeters) are lead-liquid-argon ionization chambers, while the endcap calorimeters are lead-proportional-tube sandwiches.

The detectors for the small-angle e^+e^- (Bhabha) events used to measure the integrated luminosity are the small-angle monitors (SAMs), which cover the angular region of $50 < \theta < 165 \text{ mr}$. Each SAM consists of nine layers of drift tubes for tracking (not used in this analysis) and a six-layer lead-proportional-tube sandwich for measuring the electron energy and position.

A precise, absolute measurement of the energy of each beam is accomplished by energy spectrometers placed in the extraction lines to the dumps.³ These spectrometers use the novel technique of measuring the magnetic deflection of each beam by detecting narrow swaths of synchrotron light emitted before and after the beams pass through precision spectrometer magnets. On each pulse the absolute mean center-of-mass energy is determined to better than 40 MeV, and the rms center-of-mass energy spread σ_E is determined to approximately 30% of itself.⁴

The Mark II data acquisition system contains two redundant triggers for Z decays. The first, a charged-particle trigger using a fast track-finding processor, requires two or more charged tracks with transverse momenta greater than about 150 MeV/c and $|\cos \theta| < 0.75$. The second, a neutral-energy trigger, fires on a single shower depositing at least 3.3 GeV in the barrel calorimeter or 2.2 GeV in an endcap calorimeter. Monte Carlo (MC) simulations indicate that 99.8% of hadronic Z decays will satisfy at least one of the triggers.⁵ Of the 94 hadronic events in our data sample, 91 satisfied both triggers. A deposition of 6 GeV or more in each SAM also satisfies the data acquisition trigger.

In the Standard Model, approximately 70% of Z decays go into hadrons, 10% into charged lepton pairs, and 20% into neutrino pairs. We require candidates for Z hadronic decays to have at least three charged tracks with transverse momentum greater than 110 MeV/c emerge at $|\cos \theta| < 0.92$ from a cylindrical volume of radius 1 cm and half length 3 cm parallel to the beam line. To suppress possible contamination from beam gas or two-photon exchange interactions, we also require the energy visible in the forward (E_f) and backwards (E_b) hemispheres to be greater than $0.05E$. Figure 1 shows E_b vs E_f for events satisfying the cut on charged tracks. A MC simulation indicates that we expect 0.005 events in our data from two-photon exchange interactions. The number of beam-gas interactions that satisfy these cuts is expected to be < 0.6 at the 90% confidence level (CL) since no events were found in cylindrical volumes of radius 1 cm and half-length 3 cm displaced ± 10 cm and ± 16 cm from the interaction point. The efficiency for Z hadronic decays to satisfy these selection requirements, including trigger, is found by MC simulation to be $\epsilon_h = 93.7 \pm 0.4\%$. The uncertainty is found by varying in the detector simulation the calorimeter energy scales by $\pm 10\%$ and the tracking efficiency for

$|\cos \theta| > 0.85$ by $\pm 20\%$. Backgrounds from the beam are included in the MC detector simulation by combining data from random beam crossings with MC events. They are found to have little effect on the analysis.

We have also included in our fiducial sample μ and τ pairs with $|\cos \theta| < 0.65$, where θ is the thrust angle. In this angular region, the trigger efficiency for leptonic events is high and the identification is unambiguous. Tau events are required to have visible energy greater than $0.1E$. The efficiencies for events in this fiducial angular region are found by MC simulation to be $\epsilon_\mu = 99 \pm 1\%$ and $\epsilon_\tau = 96 \pm 1\%$.

Bhabha scattering events in the SAM calorimeters are unmistakable and background free. They follow the expected distributions in polar scattering angle, azimuth, and acollinearity. The resolution in θ from reconstructed showers in the SAM calorimeters is 1 mr except at the edges of the calorimeters. To minimize the systematic error of geometric acceptance cuts while retaining as much statistical power as possible, two overlapping classes of Bhabha events are defined. All 234 events in which at least 40% of the beam energy is detected in each SAM are used for calculating the relative luminosity between scan points. The cross section for these events is derived by scaling to 143.5 events which fall into a smaller fiducial volume that has an accurately calculable acceptance. These “precise” Bhabha events are those in which $65 < \theta < 160$ mr for both e^- and e^+ showers, plus, with a weight of 0.5, events where one shower is within the precise region and the other shower has $60 < \theta < 65$ mr. This weighting reduces the effects of misalignments and detector resolution. The cross section with this “precise” angular definition is $24.9 \cdot (91.1/E(\text{GeV}))^2 \text{ nb}$,⁶ including a +1.5% correction from detector resolution effects. Inefficiencies are negligible. The estimated systematic errors are 2% from unknown higher order radiative corrections and 2% due to detector resolution effects. Scaling then to the full sample gives a SAM Bhabha cross section of $\sigma_S = 40.6 \cdot (91.1/E(\text{GeV}))^2 \text{ nb}$, with an additional 5.3% statistical error due to the scaling factor. We also correct σ_S for the effect of Z -photon interference which, although small (1%), varies rapidly with E for $E \approx M_Z$.

Table I gives for each scan point the number of Z hadronic and leptonic decays detected within the fiducial requirements, the number of SAM Bhabha events and σ_Z .⁷

Also listed are the mean energy of the Bhabha events, as measured by the energy spectrometer, and the average σ_E generated by the energy spread of the beams and by the pulse-to-pulse jitter and drifts of the beam energies. The cross sections contain a correction for the energy spread. This correction varies from +3% near the peak to -3% in the tails. In Table I, the ratio of leptonic to hadronic events is $12/94 = 0.128_{-0.039}^{+0.053}$. The Standard Model predicts 0.055 for our fiducial region and efficiencies. There are four $\mu^+\mu^-$ and eight $\tau^+\tau^-$ events.

The visible Z cross section (σ_Z) can be represented by a relativistic Breit-Wigner resonance shape:

$$\sigma_Z(E) = \frac{12\pi}{m_Z^2} \frac{s\Gamma_e\Gamma_f}{(s - m_Z^2)^2 + s^2\Gamma^2/m_Z^2} [1 + \delta(E)] \quad , \quad (1)$$

where $s \equiv E^2$ and δ is the substantial correction due to initial state radiation calculated using the analytic form given by Cahn.⁸ The Z partial widths into electron pairs and into decays in our fiducial volume are Γ_e and Γ_f respectively. The partial widths into hadrons, muons and taus are related to Γ_f by $\Gamma_h = f(\Gamma_\mu + \Gamma_\tau)$, where $f = 0.556$ is the fraction of all muon and tau decays that have $|\cos\theta| < 0.65$. We take the total Z width to be $\Gamma = \Gamma_h + \Gamma_e + \Gamma_\mu + \Gamma_\tau + N_\nu\Gamma_\nu$, where N_ν is the number of species of neutrinos.

We estimate Z resonance parameters by constructing a likelihood function from the probability of observing, at each energy, n_Z Z decays and n_S Bhabha scatters given that we have observed a total of $n_Z + n_S$ events. After eliminating terms that are constant with respect to the fit parameters we obtain for the likelihood L

$$L = \prod \frac{(\epsilon\sigma_Z)^{n_Z}}{(\epsilon\sigma_Z + \sigma_S)^{n_Z+n_S}} \quad . \quad (2)$$

The product is over energy bins and $\epsilon = 0.941$. We take the CL corresponding to n standard deviations to be the point at which $\ln L$ decreases by $n^2/2$ from its maximum value.

We have performed three fits to the data, which differ in their reliance on the minimal Standard Model. The first leaves only m_Z as a free parameter. The widths are those

expected for Z couplings to the known fermions (five quarks and three lepton doublets),⁹ including a QCD correction to the hadronic width of 5%. For $m_Z = 91.11 \text{ GeV}/c^2$ and $\sin^2 \theta_W = 0.2312$, $\Gamma_e = \Gamma_\mu = \Gamma_\tau = 0.083 \text{ GeV}$, $\Gamma_\nu = 0.165 \text{ GeV}$ and $\Gamma_h = 1.73 \text{ GeV}$. The second fit leaves both m_Z and N_ν as free parameters but fixes Γ_ν and all other partial widths to their expected values. Finally, the third fit leaves m_Z , N_ν and Γ free but fixes Γ_e , Γ_μ , Γ_τ and Γ_ν to their expected values. For all fits, N_ν depends on the assumed values of Γ_e and ϵ and the absolute normalization of σ_S , while m_Z and Γ are not sensitive to them.

The results of these fits are displayed in Fig. 2 and Table II. Taking the most conservative limit from Table II, we conclude that $m_Z = 91.11 \pm 0.23 \text{ GeV}/c^2$. The most important systematic error for the mass determination is the $\leq 40 \text{ MeV}/c^2$ uncertainty in the absolute energy scale, which is negligible compared to the statistical error. The error on the mass from the third fit is smaller due to the narrower fit width.

The electroweak mixing angle θ_W , defined by $\sin^2 \theta_W \equiv 1 - m_W^2/m_Z^2$,¹⁰ is related to m_Z by

$$\sin 2\theta_W = \left(\frac{4\pi\alpha}{\sqrt{2}G_F m_Z^2 (1 - \Delta r)} \right)^{\frac{1}{2}}. \quad (3)$$

The effects of radiative corrections are represented by Δr .¹¹ With $m_Z = 91.11 \pm 0.23 \text{ GeV}/c^2$, $\sin^2 \theta_W = 0.2312 \pm 0.0017$ for a top mass (m_t) of $100 \text{ GeV}/c^2$ and a Higgs mass (m_H) of $100 \text{ GeV}/c^2$. The dependence of $\sin^2 \theta_W$ on m_t and m_H is shown in Fig. 3.

Previous direct measurements of m_Z by $p\bar{p}$ colliders yielded $93.1 \pm 1.0 \pm 3.1 \text{ GeV}/c^2$ (UA1)¹² and $91.5 \pm 1.2 \pm 1.7 \text{ GeV}/c^2$ (UA2)¹³ where the first error is statistical and the second reflects the uncertainty in the overall mass scale.

The third fit yields $\Gamma = 1.61_{-0.43}^{+0.60} \text{ GeV}$, which should be compared to the Standard Model value of 2.48 GeV . The systematic error on this value is 30 MeV due to uncertainty in the relative energy of scan points. If we assume that Γ can only be larger than this value, then at the 90% CL, $\Gamma < 3.1 \text{ GeV}$. Previous direct measurements of Γ yielded upper limits at the 90% CL of 5.2 GeV (UA1)¹² and 5.6 GeV (UA2)¹³

We use the second fit for N_ν , $N_\nu = 3.8 \pm 1.4$, corresponding to a partial width to invisible decay modes of $N_\nu \Gamma_\nu = 0.62 \pm 0.23$ GeV. At the 90% C.L., $N_\nu < 5.5$. The 6.1% uncertainty in σ_S contributes ± 0.6 to the error. Previous measurements of N_ν by detection of single photons in e^+e^- annihilation give $N_\nu < 5.2$.¹⁴ The third fit result for N_ν assumes Standard Model values of Γ_e and Γ_ν , an assumption that may be incompatible with a measurement of Γ less than the Standard Model.

We express our profound appreciation to the SLAC staff for the dedicated and monumental effort of bringing the technology of linear e^+e^- colliders to fruition. We also thank Robert Cahn, Bryan Lynn and Michael Peskin for assistance with the interpretation of the measurements.

References

- ¹ B. Richter, SLAC Report SLAC-229, 1980; D. L. Burke, SLAC-PUB-4851, 1989.
- ² G. Abrams *et al.*, SLAC-PUB-4558, 1989, to be published in Nucl. Instrum. Methods, and references therein.
- ³ J. Kent *et al.*, SLAC-PUB-4922, 1989; M. Levi, J. Nash, and S. Watson, SLAC-PUB-4654, 1989; M. Levi *et al.*, SLAC-PUB-4921, 1989.
- ⁴ There were a few events for which one of the spectrometer energies was not available. In these cases, the missing energy measurement was supplied by an auxiliary system which had been calibrated to the energy spectrometer.
- ⁵ The first energy scan point at 92.2 GeV had a somewhat more restrictive trigger which lowered the efficiency by 1.1%.
- ⁶ F.A. Berends, R. Kleiss, and W. Hollik, Nucl. Phys. B **304**, 712 (1988); S. Jadach, B.F.L. Ward, UTHEP-88-11-01, 1988, submitted to Phys. Rev. D.
- ⁷ The errors listed are 68.3% C.L. intervals. F. James and M. Roos, Nucl. Phys. B **172**, 475 (1980).
- ⁸ R. N. Cahn, Phys. Rev. D **36**, 2666 (1987), Eqs. 4.4. and 3.1. See J. Alexander *et al.*, Phys. Rev. D **37**, 56 (1988) for a comparison of different radiative correction calculations.
- ⁹ Weak radiative corrections are small when widths are calculated using G_F . W.F.L. Hollik, DESY 88-188, 1988. Note that widths in Table 5.1 of this paper do not include QCD corrections.
- ¹⁰ A. Sirlin, Phys. Rev. D **22**, 971 (1980).
- ¹¹ W. J. Marciano and A. Sirlin, Phys. Rev. D **22**, 2695 (1980).
- ¹² C. Albajar *et al.*, CERN-EP/88-168, 1988, submitted to Z. Phys. Chem.
- ¹³ R. Ansari *et al.*, Phys. Lett. B **186**, 440 (1987).
- ¹⁴ The combined ASP, MAC and CELLO result is calculated in C. Hearty *et al.*, Phys. Rev. D **39**, 3207 (1989).

TABLE I. Number of events, average E and σ_E , and cross sections for the production of hadronic events and muon and tau pairs with $|\cos\theta| < 0.65$ at each energy setting.

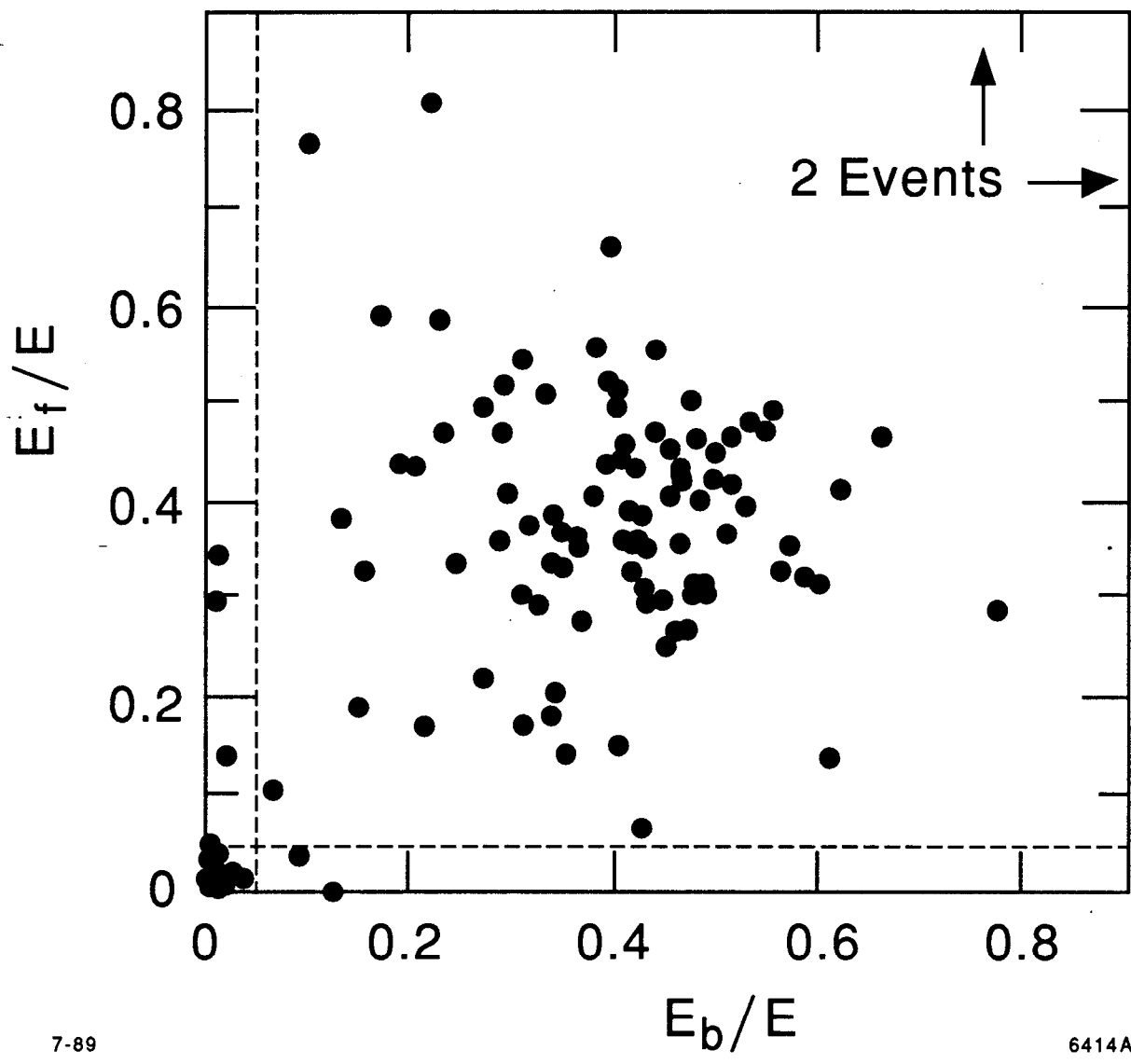
$\langle E \rangle$ (GeV)	$\langle \sigma_E \rangle$ (GeV)	SAM e^+e^-	Z Decays			σ_Z (nb)
			Hadron	Lepton	Total	
89.24	0.22	24	3	0	3	$5.5^{+6.1}_{-3.1}$
89.98	0.25	37	8	2	10	$11.8^{+6.0}_{-4.1}$
90.70	0.28	44	27	3	30	$30.4^{+9.1}_{-7.1}$
91.50	0.29	53	32	6	38	$31.9^{+8.4}_{-6.7}$
92.16	0.28	33	11	0	11	$14.2^{+7.0}_{-4.8}$
92.96	0.23	43	13	1	14	$13.5^{+5.6}_{-4.1}$
Totals		234	94	12	106	

TABLE II. Z resonance parameters. The three fits are described in the text.

Fit	m_Z GeV/ c^2	N_ν	Γ GeV/ c^2	χ^2 /D. o. F.
1	91.11 ± 0.23	-	-	4.1/5
2	91.11 ± 0.23	3.8 ± 1.4	-	3.7/4
3	91.06 ± 0.17	$3.2^{+1.3}_{-1.1}$	$1.61^{+0.60}_{-0.43}$	1.5/3

Figure Captions

- Fig. 1. Forward hemisphere energy (E_f) vs backward hemisphere energy (E_b) for all events satisfying cuts on charged tracks. A MC simulation predicts that four hadronic Z events should fail the cut in one hemisphere only; we observe six such events.
- Fig. 2. e^+e^- annihilation cross sections to all hadronic events plus μ and τ pairs with $|\cos\theta| < 0.65$. The curves represent the result of different fits: solid – m_Z free; dashed – m_Z and N_ν free, and dot-dashed – m_Z , N_ν , Γ free. The peak σ_Z occurs approximately 100 MeV higher than m_Z due to radiative corrections.
- Fig. 3. Value of $\sin^2\theta_W$ as a function of the top mass, for Higgs masses of 100 and 500 GeV/ c^2 . The width of each band represents the uncertainty in $\sin^2\theta_W$ corresponding to the uncertainty in m_Z .



7-89

6414A1

Fig. 1

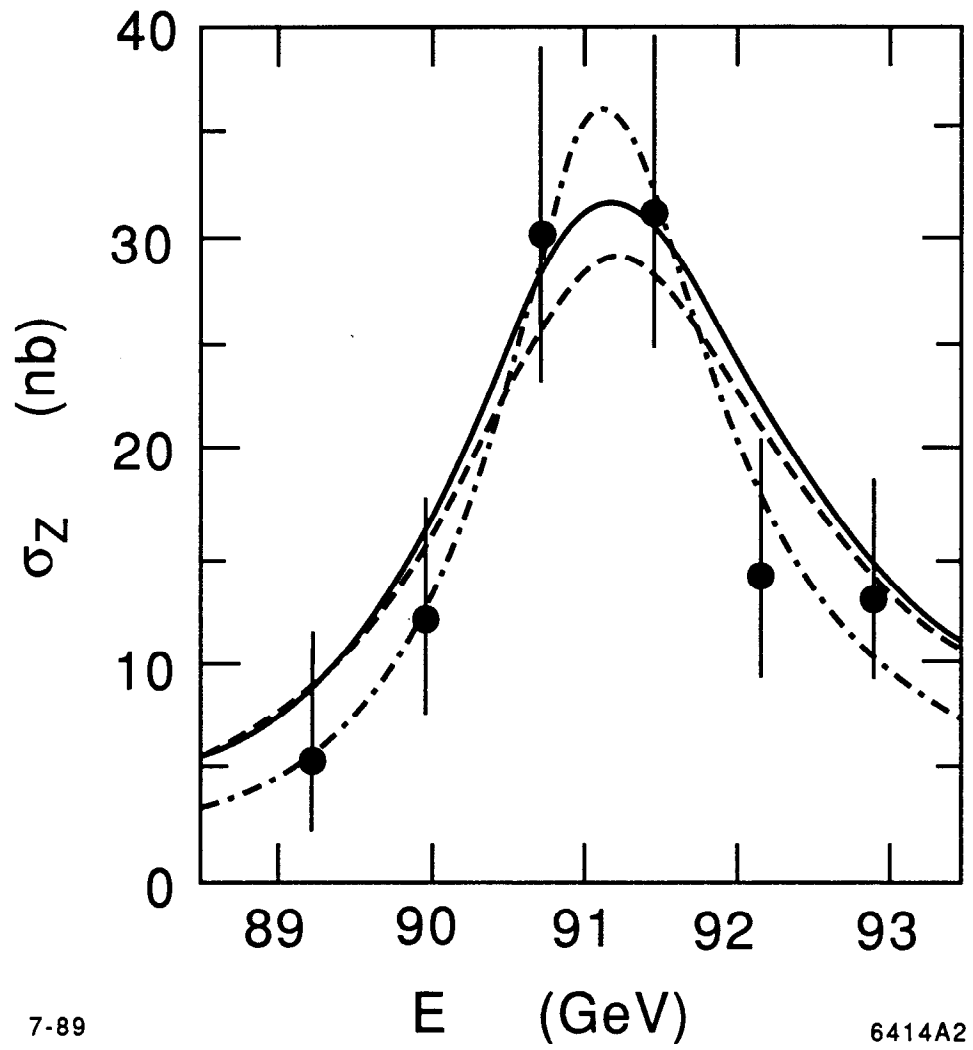
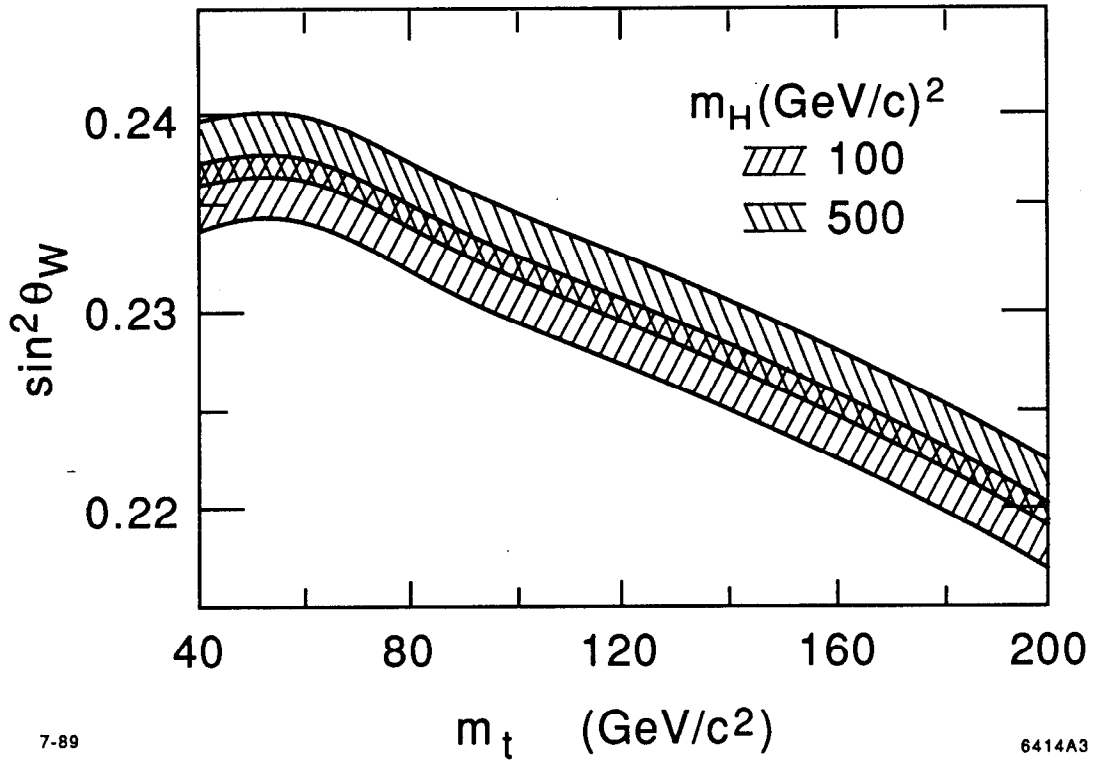


Fig. 2



7-89

6414A3

Fig. 3